



RECEPTION CURRICULUM MEETING 2021

THE NEW EYFS FRAMEWORK

Main Changes

- Focus on language and vocabulary development.
- Greater focus on physical development – fine and gross motor skills.
- Based on latest evidence in childhood development.
- No exceeding judgement.
- Children assessed expected or emerging in each ELG at the end of the year.
- No requirement to record evidence – practitioners knowledge of the child.

Statutory from September 2021

Statutory framework for the early years foundation stage

Setting the standards for learning,
development and care for children from
birth to five

Published: 31 March 2021

Effective: 1 September 2021



DEVELOPMENT MATTERS 2021

Main Changes

- Not to be used as a tick list.
- Focus on spending time with the children, teaching a broad and balanced curriculum.
- Broader age bands:
 - Birth to three
 - Threes and fours
 - The Reception year
- Children to be assessed as on track or not on track
- Children not on track may need additional support and assessment

Non-statutory curriculum guidance



STATUTORY RECEPTION BASELINE ASSESSMENT (RBA)



NFER
Reception
Baseline
Assessment
Practical and child-friendly



THIS YEAR

- Journey's
- Lights and Sounds
- Out of this world ..
- Amazing Animals
- Once upon a time
- Superheroes



CURRICULUM THEME LETTER

This half-term our theme will be Journeys.

My Journeys:

Key Text – Once there were Giants

The first few weeks of school is about getting to know to know the children. We will be finding out about each other through 'The Marvelous Mr. Boleyn.' We will also be talking about the journey they have been on, from a baby to a young child starting school.

My Journeys:

Key Text – 2m Growing

We will continue to get to know each other by talking about the journey we have been on, from a baby to a young child starting school. We will be learning about chronological order, ordering pictures of how we have changed from a baby to now.

On the roads:

Key Text – Duck in the Truck

This week we will be looking at road vehicles including cars, vans, trucks and lorries.

Up, Up and away:

Key Text – Waiting for a Dragon

This week we will be learning about Hot Air Balloons as well as making our own Hot Air Balloons.

Across the Sea:

Key Text – Who sank the boat?

During this topic the children will be learning about floating and sinking. The children will be making their own boats and testing them to find out if they will float or sink.

Blustery Day:

Key Text – Whatever Next!

Imagining outlets and space ships is this week's theme. The children will have lots of opportunities to role play their space adventures and make their own rockets from cardboard boxes.

How to help at home:

At first the children will bring home picture books. Then to your child read the stories from the pictures. As the children learn their sounds and begin to blend them together to read words they will bring home words and books to practice. Practice reading at least 5 times a week at home.

Practice the speedy sounds of the week. The sooner the children can read name or speed the sooner they will learn to read.

English

We will be starting our daily (SS) lessons. Each day the children will learn a new speedy sound. During these lessons the children will learn to blend the sounds together to read different words.

In our English lessons the children will be learning to listen to different stories, talk about them and answer questions about what has happened.

Handwriting

We will be starting our daily handwriting sessions. We will be teaching the children to hold their pen correctly as well as how to sit correctly at a table ready for writing. We will start by practicing different patterns before moving onto practicing the long-legged straight lines.

Structure

Every day the children will enjoy story time with their teacher.

Learning to read before going to school is vital so we will be encouraging you to read to your child as well as learn to love books and reading. Each week your child will bring home a library book of their choice. Please spend time sharing the book as well as other books you have at home.



PSHE

The half-term will have a strong focus on getting to know each other and making new friends. There will be lots of opportunities for the children to make new friends.

We will be introducing the children to the school rules with lots of resources, each time, consistently as well as displaying them. We will also learn how to help when the different toys and resources in the classroom.

UPCOMING EVENTS

Outdoor Learning:

Week Beginning 20th September, 2021

Week Beginning 11th October, 2021

Reception Curriculum Meeting:

Wednesday 10th September at 2pm

Phonics Information Meeting for parents:

Monday 20th September at 9am

Maths

We will be starting our daily Maths Meetings where we will be introducing the children to some songs such as 'We Love Maths', 'Days of the week' and 'What's the weather?' Each day we will be exploring basic concepts such as counting forwards and backwards and naming shapes.

During our Maths lessons we will be identifying and matching objects that are the same, sorting objects into sets, making patterns and using language of size, more and copying.

We will be following the White Rose Maths scheme of work alongside the Singapore Maths practices emphasising the importance of understanding each number.



- Practice counting forwards and backwards to 5.
- Find objects that are the same and match.
- Sort objects into groups. Can you describe your own object?
- Use the words tall, short, big, small, heavy and light to describe objects.

Key Stage 1 Resources



TIMETABLE

○ **Daily:**

- RWInc (phonics) lessons.
- Literacy/topic based carpet sessions.
- Maths meetings and maths carpet sessions.
- Handwriting.
- Story time and singing.
- Free-flow play based learning indoors and outdoors with adult-led group and 1:1 activities.

Weekly:

- PE lesson
- Outdoor learning every three weeks



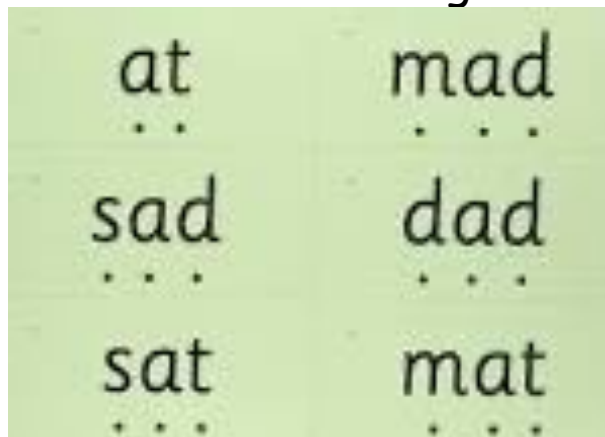
OUTDOOR LEARNING

- Each class's PE day and outdoor learning day is the same.
- Two weeks PE , third week outdoor learning.
- The children should be able to wear similar clothes to their PE clothing.



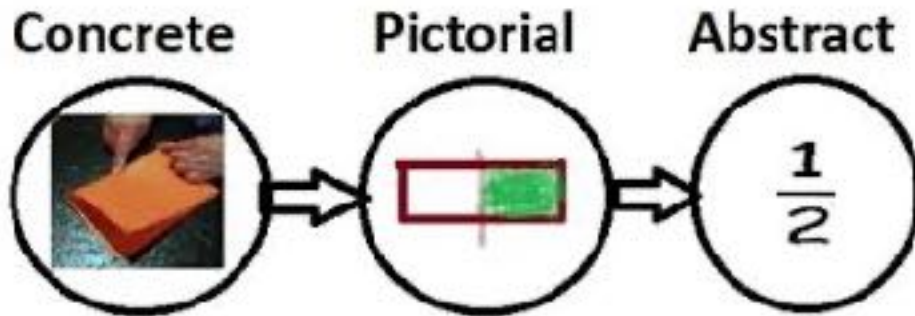


Read Write Inc (RWI) is the proven successful phonic based approach we use to teaching reading. It involves children learning to read sounds and how to blend them together to read words. They love their daily lessons supported by their sound talking friend - Fred the Frog!




MATHS TEACHING

The fundamental style of maths teaching and learning at Hamstel is based upon the Singapore Maths principles.




We have daily 'Maths Meetings' where the days of week, months of the year, seasons, weather, date, time, shape and money are covered. The children learn through song and discussion.



HANDWRITING

- Handwriting is taught alongside RWInc.
- Children will be taught to form the letters without the in stroke in Reception.
- RWInc Rhymes.
- Handwriting in class
- Name Writing Packs



READING AT SCHOOL

- Every child will start on Iliac, wordless reading book.
- Books will be changed on a Monday and Thursday
- Please keep books in book bags and bring to school each day.
- We will write a note in the home school book when they have read at school.
- When children are ready we will move them on to the next book level.

https://www.oxfordowl.co.uk/api/digital_books/1259.html



READING FOR PLEASURE

‘Children who read for pleasure are likely to do significantly better at school than their peers, making greater progress in mathematics, development of vocabulary and spelling.’

Sullivan & Brown, *Social inequalities in cognitive scores at age 16: The role of reading*, 2013


DONT STOP!

- Some 44% of 1,000 parents of 6- to 11-year-olds polled said they rarely or never read with their child after their seventh birthday.
- **Parents should continue reading with their children throughout primary school.**



ACT NOW BEFORE IT'S TOO LATE!

- Reading 6 times a week is an extra hours support for you child.
- Children who read outside school were **13 times** more likely to read above the expected level for their age.



Oxford Owl has lots of great resources for parents including free e-books.



READING AT HOME



- Listen to your child read every night – it only takes 10 minutes!
- Take turns to read aloud to each other. They can learn from your expressive reading and you can check they are not struggling
- Ask questions about the book - about what might happen next or a character's motivation
- Make sure they understand any new or unusual words or phrases



COMMUNICATION

- Home School Book– not checked each day.
- Important messages to adult at the door.
- Use the Home School book to record each time you read with your child as well as any other learning you have completed at home.
- See class teacher after school.
- Open door - TBC
- Parent Involvement sessions - TBC



TAPESTRY

- Each child will have their own Tapestry account.
- We will record some of your child's learning at school.
- At times we will suggest 'Next steps' in your child's learning that you can work on at home.
- Please add home learning to Tapestry.



HOMWORK

Phonics

- During RWInc sessions the children will learn up to 5 new sounds a week.
- Children need to be able to quickly recall the sound that each letter makes.
- Children can start practising segmenting and blending.
- We will check the children's progress with their sounds.
- Speedy Sound Pack
- RWInc virtual classroom links set up on Tapestry.



sat



A FEW REMINDERS

- Book bags everyday please!
- PE suitable clothing on PE days.
- Every third week will be outdoor learning. This will be on the same day as PE.
- Wellington boots in school.
- Teach your child to put their coat on.
- No toys please.

**PLEASE NAME
EVERYTHING**

